

## Activities to Support Home Learning Summer 2024

Class: Cygnets

Theme: We are Superheroes

### **Explore & Inspire**

Curriculum Overview:


This term and in the Cygnets class we will be exploring lots of stories about different types of superheroes, especially the real ones. Some are all around us and we don't even know it, some are on the TV and in films and some are even in school every day. Our focus text is 'Real Superheroes' by Julia Seal and we will be using our own superhero skills to engage with objects in stories, use our super senses to explore smells, sights, tastes, textures and sounds and find out what makes a superhero.

As superheroes ourselves we will experience, listen and explore instrumental superhero music, encounter different coloured skies, lights and objects to test our superhero powers inside the classroom and outside we will test our super powers on our expeditions to the forest school.


### **Enrich**

Core Book(s):


Real Superheroes: A Celebration of Key Workers by Julia Seal



Supporting titles;  
A Superhero Like You




There's a Superhero in Your Book




## Activities to Support Home Learning Summer 2024


Super Duck



Supertato



Superworm




**Activity Ideas:**

### **Communication**

Read/ listen to our story daily. It could become a favourite bedtime story.

The key words to support language development this term are;



These words are used throughout our sensory stories, are displayed around the classroom and are used in activities such as Let's Play.

Here are the links to our story plus the supporting titles for you to watch and listen to together.

Real Superheroes - <https://www.youtube.com/watch?v=Sd76LmpG3yY>

A superhero like you - [https://www.youtube.com/watch?v=nPdwZrqQm\\_s](https://www.youtube.com/watch?v=nPdwZrqQm_s)

There's a superhero in your book - <https://www.youtube.com/watch?v=4M3Qizh2Iig>

Super Duck - <https://www.youtube.com/watch?v=nuwHcPpVh7w>

Supertato - [https://www.youtube.com/watch?v=AMoSTMw\\_L1o](https://www.youtube.com/watch?v=AMoSTMw_L1o)

Super Worm - <https://www.youtube.com/watch?v=7Jnk3XApKBg>

For personalised targets please refer to your child's Personalised Plan.

## Activities to Support Home Learning Summer 2024

Add objects to your story to create a sensory experience. We are using a water spray bottle, sand, baby lotion, a hand shaped fly swatter, a cape, a twister drum, a selection of junk material and a home-made superhero mask, although you can change the objects to anything you have in your home that would fit. Our switches will have the sounds of a telephone and a fire engine.

There are lots of songs about superheroes too, here is a selection we are using in our story and sensory massage sessions if you would like to include them in your activities.

Superman by Black Lace <https://www.youtube.com/watch?v=9Hpv2pWRoYM>

Ghost Busters <https://www.youtube.com/watch?v=m9We2XsVZfc>

Holding Out for A Hero <https://www.youtube.com/watch?v=bWcASV2sey0>

Superman theme [https://www.youtube.com/watch?v=e9vrfEoc8\\_g](https://www.youtube.com/watch?v=e9vrfEoc8_g)

Introduce a new object from our story into your Let's Play sessions, such as a toy worm and sing 'There's a worm at the bottom of the garden'.

If you have switches at home add these to your story with the sound a fire engine or telephone.

### **Cognition**

Create sensory trays with themes for each real superhero, red and yellow objects for the fire fighter, syringes, plasters and bandages for the paramedic and doctor and junk materials such as card, paper and foil for the recycling waste collector.

When out and about use your sensory powers to explore objects as you go, plants, walls, listen to sounds of vehicles, animals, people, discover different smells such as a barbeque, a garden fire, the fish and chip shop.

Take a trip to the park and listen to the ducks quacking, children playing, adults shouting.

Make your own superhero mask with paints and fabric.

Use red, yellow and orange chalk, create your fire, use water sprays to extinguish, don't forget to make your own firefighter helmet too.

Make a Lollypop Stop sign

Supertato potato printing

Make your hand prints in to superheroes

### **Environmental Control Technology**

Use a hand-held fan to move fire coloured paper

Use a switch to fill in missing words and sounds from your stories or songs

## **Activities to Support Home Learning** **Summer 2024**

Include your child in baking/cooking activities such as heart shaped and animal biscuits. Listen to the tools, such as whisks, go slow and fast. If safe to do so allow them to hold the tools with support and feel the vibrations.

Use switches in stories and songs.

Use buttons on toys that make animal and vehicle sounds.